

# **WASHCost**

## **2008-2013**

**Dr. Kwabena Nyarko**  
**WASHCost Ghana Project Director**

**Kwame Nkrumah University of Science and Technology (KNUST)**

An approach that...

...researches the life-cycle costs of water, sanitation and hygiene (WASH) services in rural and peri-urban areas.

The rationale is that WASH governance will improve at all levels, as decision makers and stakeholders analyse the costs of sustainable, equitable and efficient services and put their knowledge to use.



India (Andhra Pradesh)  
Centre for Economic and Social Studies / LRMNI



Ghana  
Kwame Nkrumah University of Science and Technology (KNUST)

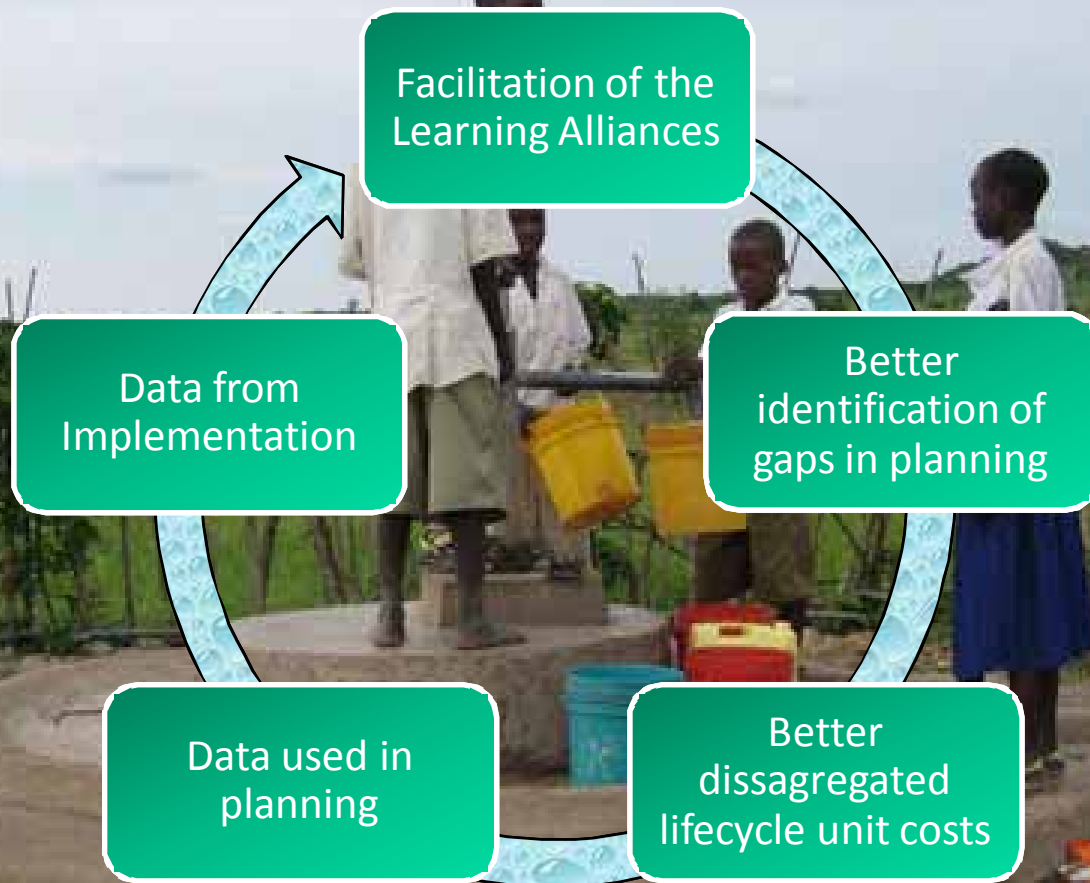


Burkina Faso  
Centre Régional pour l'Eau Potable et l'Assainissement à faible coût (CREPA)



Mozambique  
National Water Directorate / Rural Water / CoWater





### Life Cycle Costs components:

Capital expenditure (CapEx): hardware and software

Operational and minor maintenance expenditure (OpEx)

Capital maintenance expenditure (CapManEx)– rehabilitation, replacement

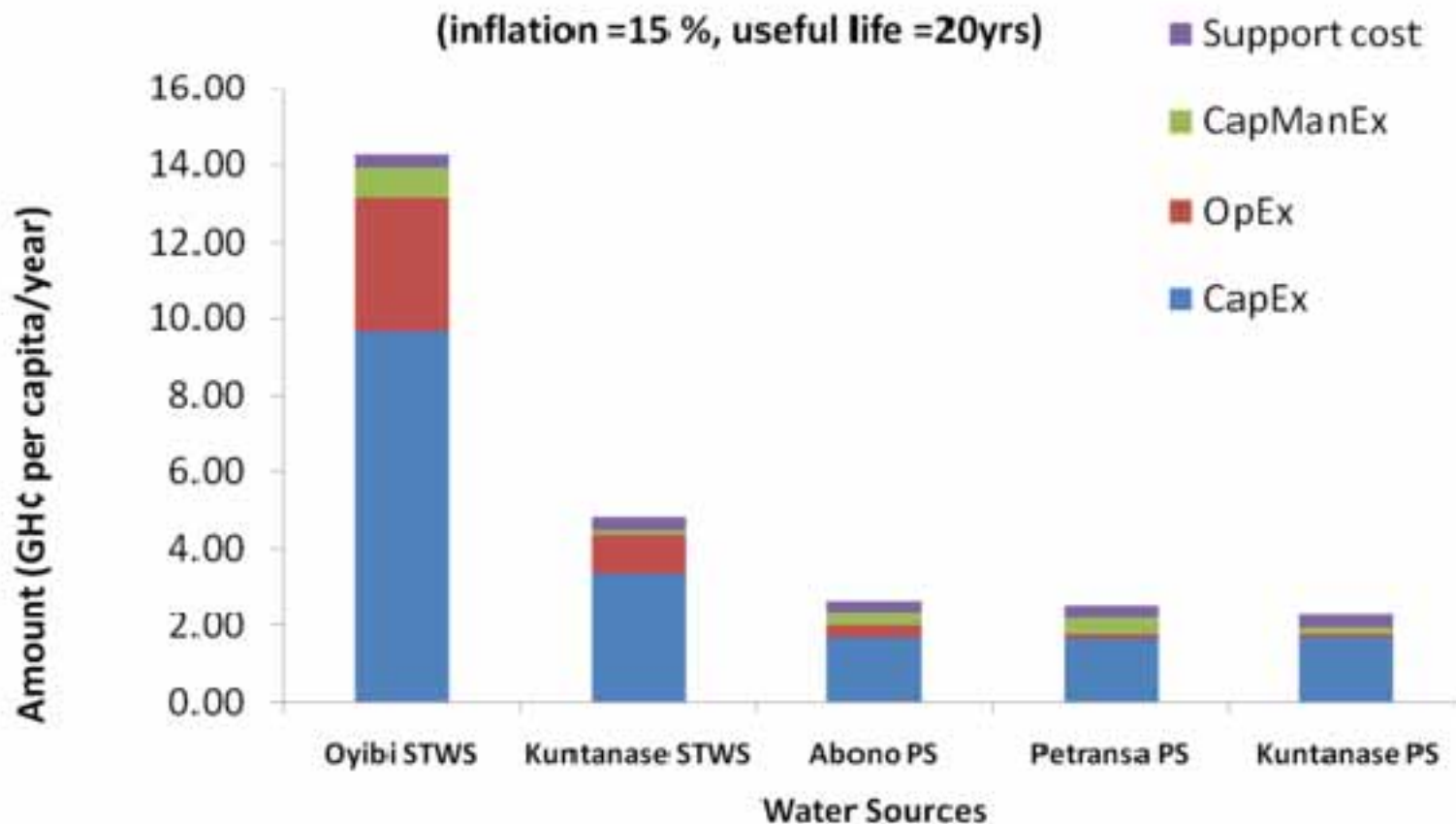
Direct support costs – post construction activities, household expenditures

Indirect support cost – macro level planning and policy formulation

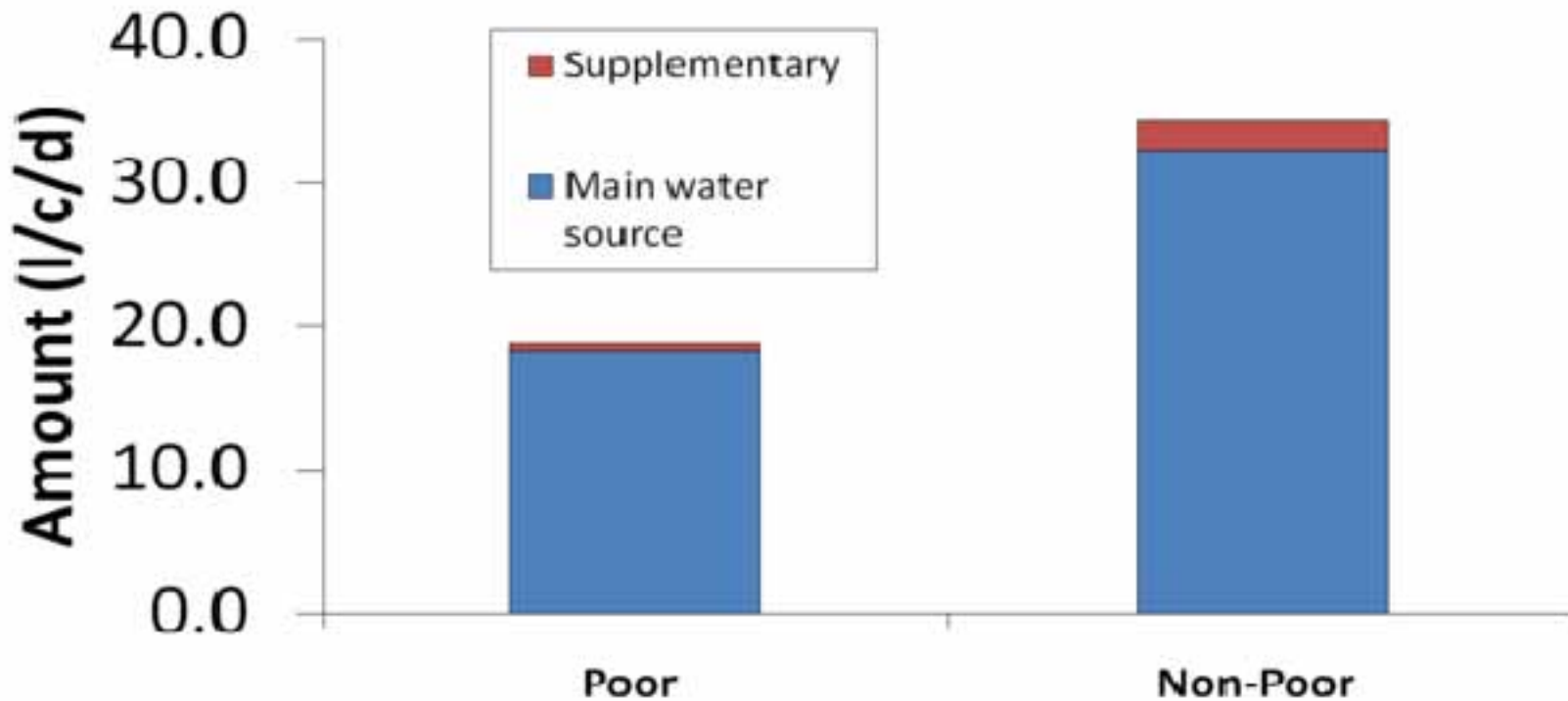
Costs of capital – costs of loans

PLUS: WASH services received – quality, quantity, distance, etc.

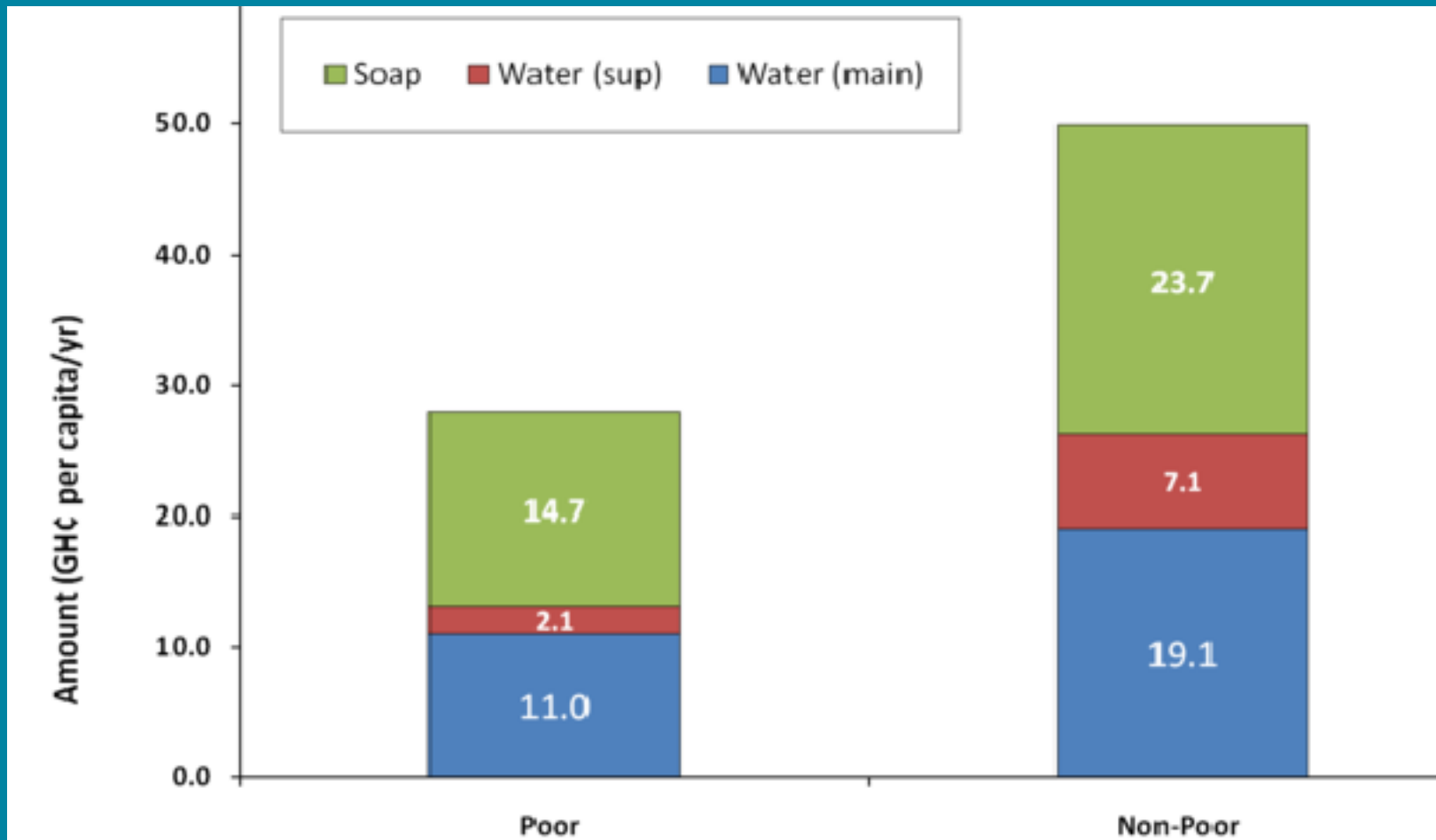
### Disaggregated costs per capita/year for different systems



### Poverty analysis of services received – quantity per capita/ litres /day



### Disaggregated household expenditures on WASH per capita/year



Ultimately we will know:

- The magnitude and relative magnitude of different cost components
- Per service level (as designed and actually received)
- Per technology type
- The major cost drivers for each component

... Across many different settings and contexts

A background photograph showing a group of people, mostly women, standing in a line. They are holding large, yellowish-brown ceramic water jugs. The scene appears to be outdoors, possibly at a public water source or a distribution point. The image is partially obscured by a black text box in the center.

# **WASHCost**

## **2008-2013**

**Dr. Ratna Reddy**  
**WASHCost India Lead Researcher**

**Livelihoods and Natural Resource Management Institute (LRMNI)**



Despite more than \$ 27 million in the last 60 years in India the objective of providing access to water and sanitation to the entire population has yet to be achieved.

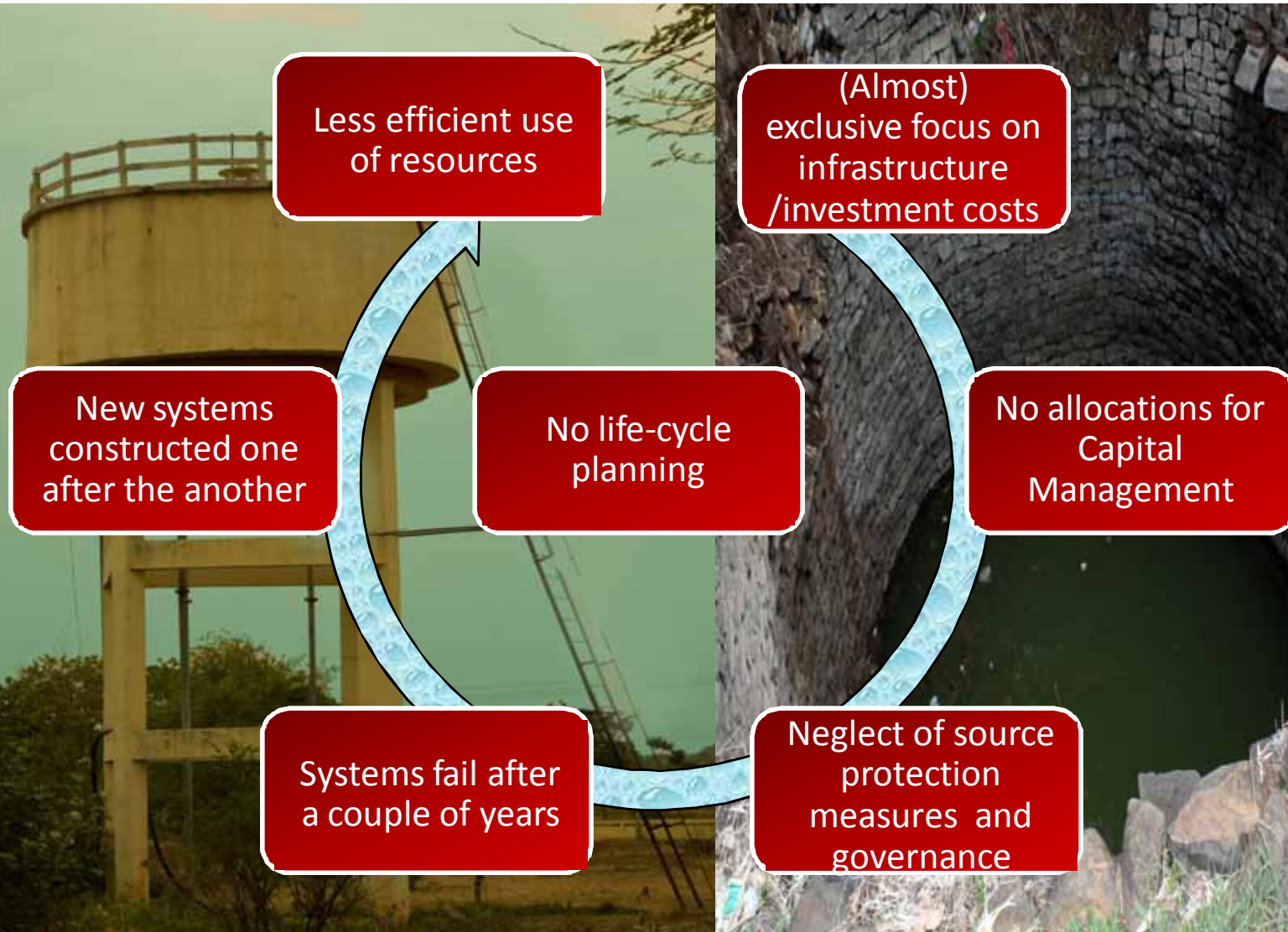


At any moment, at least 30% of rural systems not working

Evidence of slippage from India: more than 20% at any time

Reasons:

- Absence of lifecycle planning
- Resource protection
- Non-inclusion of capital maintenance costs
- Low operation and maintenance allocations
- Poor governance



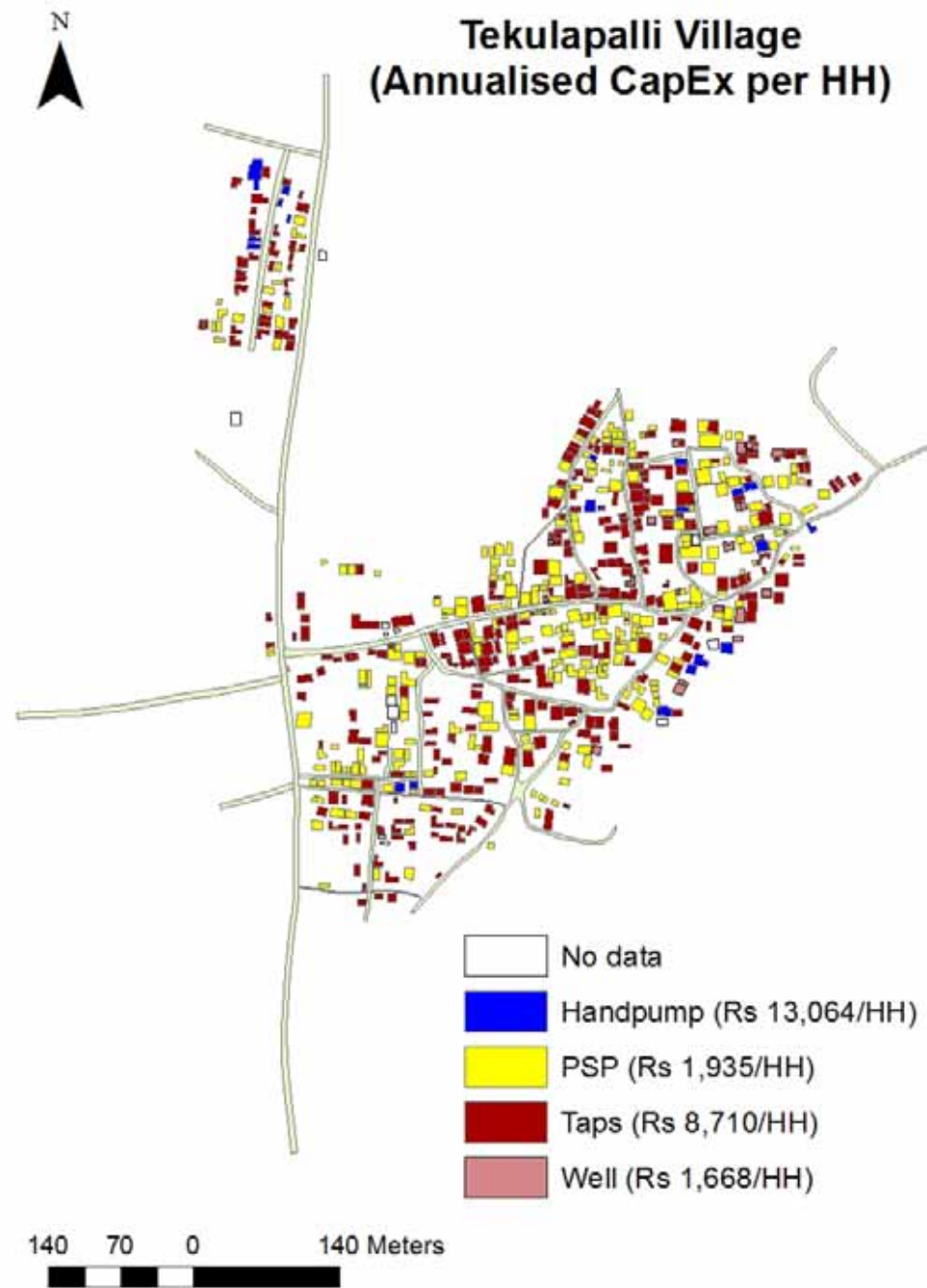
A collaborative action research project (with the line departments – rural and urban water supply and sanitation)

- Continuous stakeholder engagement
- Learning Alliance approach: advisory and working groups
- Addresses sustainability / slippage in service delivery
- Disaggregated life cycle costs in RIDA framework identifies the investment gaps
- Use of GIS for the first time to visually present inequity in access to service and design flaws in the system

Typically a range of different supply systems are used

Low-cost options are not necessarily cheapest per capita

Some supply systems are more reliable than others (e.g. open wells are used when electricity supplies fail)



- At the national level new guidelines with a focus on source sustainability, quality, decentralisation, etc are being adopted
- At the state level a new policy of providing mineral water to rural communities is being introduced
- Continuous and ongoing engagement with the policy makers at the apex level and implementing agencies at the grass roots level is at the core of WASHCost research strategy.
- Fine tuning WASHCost approach to the changing policy of the water sector to the extent possible in order to make the research policy relevant.

First set of tested methodology, including:

- Cost terminology
- Common framework for data collection
- Checklist for questionnaires
- Field guide for data collection
- Examples of analysis to be done with the data
- Several country specific papers

[www.washcost.info](http://www.washcost.info)

